



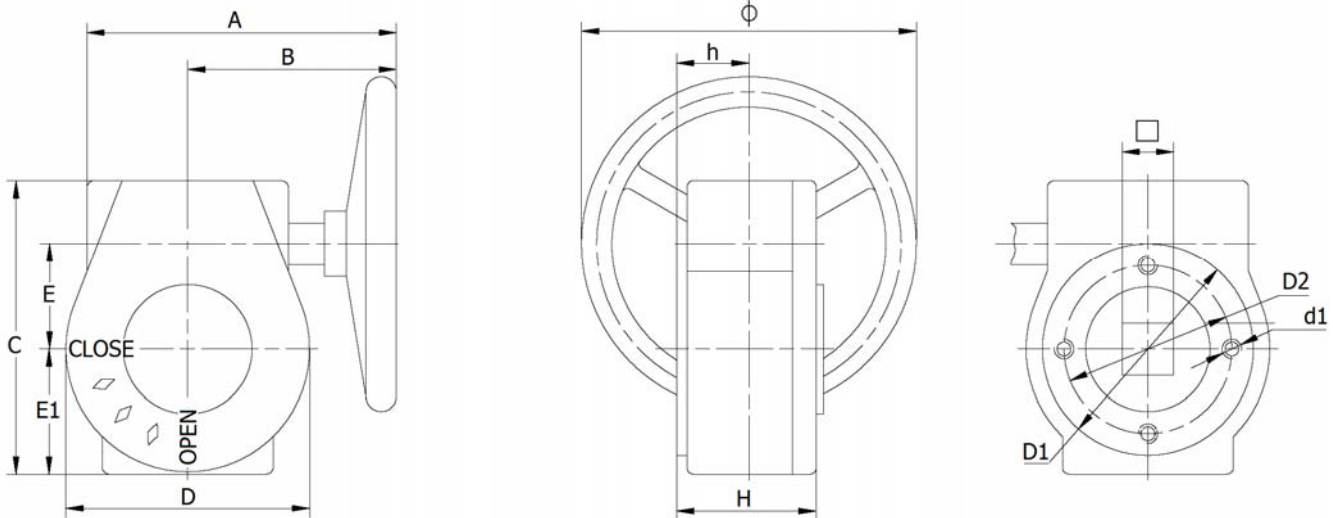
Series 15 Gear Operator

The Series 15 Gear Operators have worm gear drive ensuring pipeline valve fluid flow does not alter valve position. They direct-mount without brackets & couplings on butterfly and ball valves with ISO 5211 mounting pad and shaft dimensions. The Series 15 Gear Operators are compact, lightweight and feature smooth operation.

Specifications: Part 15-00204 to 15-00224

Housing & Handwheel: Ductile iron
 Worm Gear & Spur Gear: Forged steel
 Indicator: Carbon steel

Hardware: Carbon steel
 Drive: Female square, ISO 5211
 Mounting Patterns: ISO 5211



| PART # | VALVE SIZE* | RATIO | WEIGHT (lbs) | IN-LBS | A | B | C | D | D1 |
|----------|-------------|-------|--------------|--------|-------|-------|-------|-------|------|
| 15-00204 | 2 ~ 4 | 24:1 | 13.2 | 1,505 | 9.06 | 7.01 | 4.92 | 4.13 | 3.62 |
| 15-00206 | 5 ~ 6 | 24:1 | 13.2 | 1,505 | 9.06 | 7.01 | 4.92 | 4.13 | 3.62 |
| 15-00210 | 8 ~ 10 | 30:1 | 30.9 | 6,638 | 12.20 | 9.25 | 6.85 | 6.22 | 4.53 |
| 15-00212 | 12 | 50:1 | 35.3 | 10,620 | 12.01 | 8.90 | 7.68 | 6.99 | 5.51 |
| 15-00214 | 14 | 50:1 | 35.3 | 10,620 | 12.01 | 8.90 | 7.68 | 6.99 | 5.51 |
| 15-00218 | 16 ~ 18 | 80:1 | 99.2 | 22,125 | 12.48 | 8.54 | 10.04 | 8.27 | 7.87 |
| 15-00220 | 20 | 80:1 | 99.2 | 22,125 | 12.48 | 8.54 | 10.04 | 8.27 | 7.87 |
| 15-00224 | 24 | 86:1 | 114.7 | 26,550 | 16.14 | 10.63 | 12.17 | 10.83 | 7.87 |

| PART # | VALVE SIZE* | D2 | d1 | E | E1 | H | h | SHAFT | Φ |
|----------|-------------|-----|-------|------|------|------|------|-------|-----|
| 15-00204 | 2 ~ 4 | F07 | 4-M8 | 1.77 | 2.09 | 2.44 | 1.10 | 14 mm | 8" |
| 15-00206 | 5 ~ 6 | F07 | 4-M8 | 1.77 | 2.09 | 2.44 | 1.10 | 17 mm | 8" |
| 15-00210 | 8 ~ 10 | F10 | 4-M10 | 2.48 | 2.99 | 3.07 | 1.65 | 22 mm | 12" |
| 15-00212 | 12 | F10 | 4-M10 | 3.19 | 3.19 | 3.15 | 1.59 | 22 mm | 12" |
| 15-00214 | 14 | F14 | 4-M16 | 3.19 | 3.19 | 3.15 | 1.59 | 27 mm | 14" |
| 15-00218 | 16 ~ 18 | F14 | 4-M16 | 4.92 | 4.92 | 4.13 | 1.89 | 27 mm | 14" |
| 15-00220 | 20 | F16 | 4-M18 | 4.92 | 4.92 | 4.13 | 1.89 | 36 mm | 18" |
| 15-00224 | 24 | F16 | 4-M18 | 5.43 | 5.43 | 4.72 | 2.38 | 36 mm | 18" |

* Valve sizes are based on Flow Line Valve & Controls butterfly valves
 DIMENSIONS: Inches unless otherwise noted

Flow Line Controls, Inc.

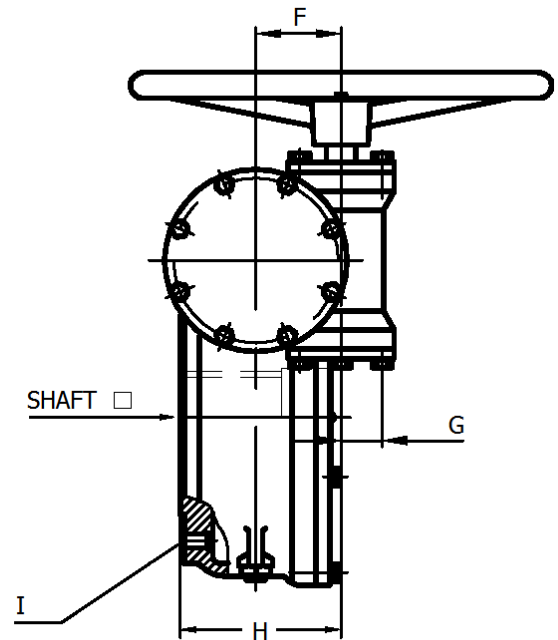
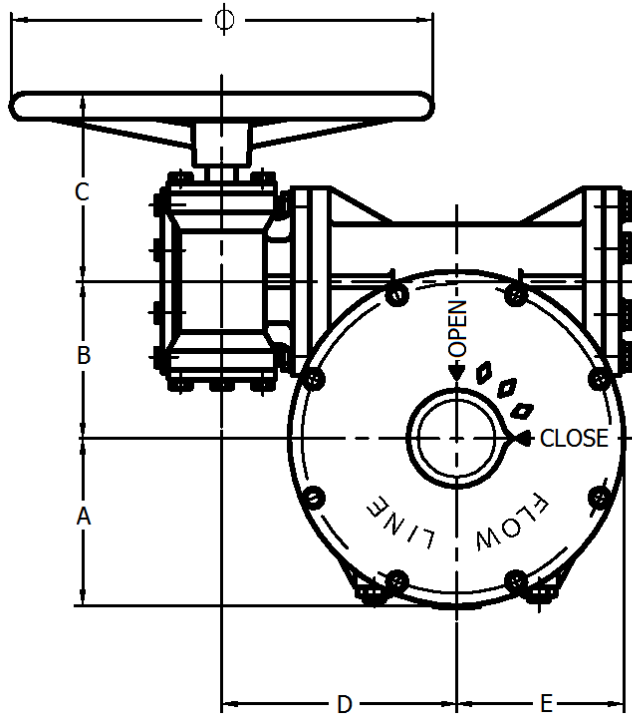
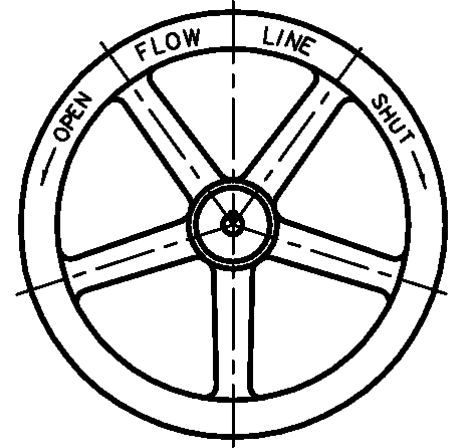
P.O. Box 677 · Schriever, LA 70395 · Phone: 985-414-6003 · Toll Free 1-800-815-9226 · Fax 985-414-6072

www.flowlinecontrols.com

Flow Line CONTROLS

Specifications: Part 15-00230 to 15-00248

Housing & Handwheel: Ductile iron
 Worm Gear: Steel
 Spur Gear: Ductile iron
 Lubrication: Grease
 Drive: Female square, ISO 5211
 Mounting Pattern: ISO 5211



| PART # | VALVE SIZE | F | G | H | I MTG PATTERN | SHAFT □ | Φ |
|----------|------------|------|------|------|---------------|---------|-------|
| 15-00230 | 30 | 3.46 | 2.16 | 5.66 | F16/F25 8-M16 | 46 mm | 15.74 |
| 15-00242 | 36 ~ 42 | 3.46 | 2.16 | 6.77 | F16/F25 8-M16 | 46 mm | 17.71 |
| 15-00248 | 48 | 4.96 | 2.75 | 3.96 | F25 8-M16 | 55 mm | 17.71 |

| PART # | RATIO | IN-LBS | WEIGHT (lbs) | A | B | C | D | E |
|----------|-------|---------|--------------|------|------|------|-------|------|
| 15-00230 | 44:1 | 70,806 | 218.3 | 5.74 | 5.51 | 8.46 | 8.97 | 5.74 |
| 15-00242 | 44:1 | 132,761 | 253.5 | 6.69 | 6.37 | 8.46 | 9.56 | 6.69 |
| 15-00248 | 50:1 | 221,269 | 407.9 | 7.08 | 9.29 | 9.44 | 11.88 | 9.84 |

* Valve sizes are based on Flow Line Valve & Controls butterfly valves
 DIMENSIONS: Inches unless otherwise noted

Flow Line Controls, Inc.

P.O. Box 677 · Schriever, LA 70395 · Phone: 985-414-6003 · Toll Free 1-800-815-9226 · Fax 985-414-6072

www.flowlinecontrols.com