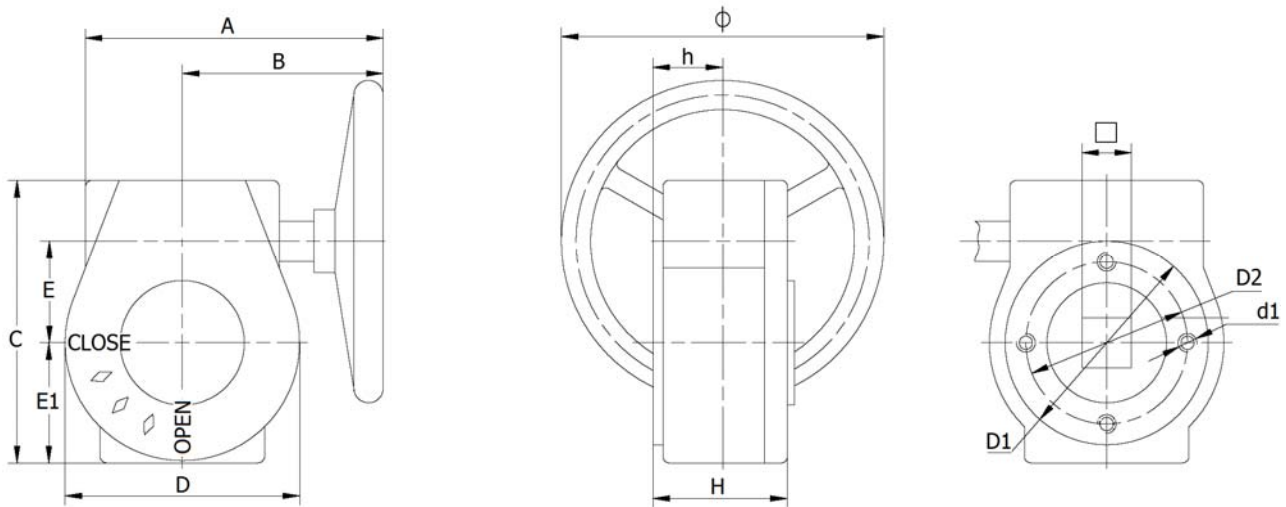




DIMENSIONS
Series 15 Gear Operators
Sizes 15-00204 to 15-00224
and
Sizes 15-00230 to 15-00248

Sizes 15-00204 to 15-00224



PART #	A	B	C	D	D1	D2	d1	E	E1	H	h	SHAFT □	Φ
15-00204	9.06	7.01	4.92	4.13	3.62	F07	4-M8	1.77	2.09	2.44	1.10	14 mm	8"
15-00206	9.06	7.01	4.92	4.13	3.62	F07	4-M8	1.77	2.09	2.44	1.10	17 mm	8"
15-00210	12.20	9.25	6.85	6.22	4.53	F10	4-M10	2.48	2.99	3.07	1.65	22 mm	12"
15-00212	12.01	8.90	7.68	6.99	5.51	F10	4-M10	3.19	3.19	3.15	1.59	22 mm	12"
15-00214	12.01	8.90	7.68	6.99	5.51	F14	4-M16	3.19	3.19	3.15	1.59	27 mm	14"
15-00218	12.48	8.54	10.04	8.27	7.87	F14	4-M16	4.92	4.92	4.13	1.89	27 mm	14"
15-00220	12.48	8.54	10.04	8.27	7.87	F16	4-M18	4.92	4.92	4.13	1.89	36 mm	18"
15-00224	16.14	10.63	12.17	10.83	7.87	F16	4-M18	5.43	5.43	4.72	2.38	36 mm	18"

DIMENSIONS: Inches unless otherwise noted

Flow Line Controls, Inc.

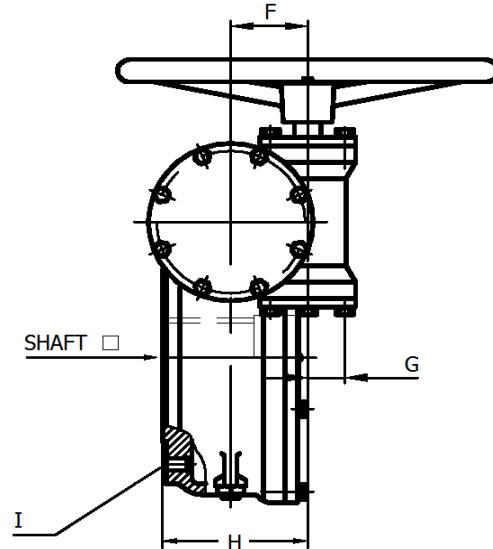
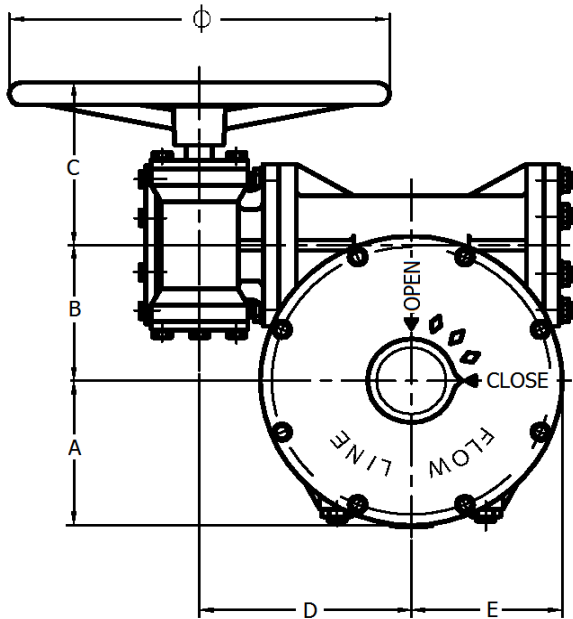
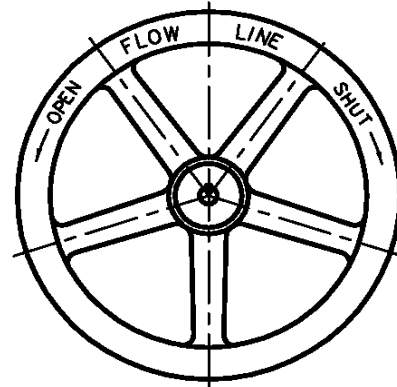
P.O. Box 677 · Schriever, LA 70395 · Phone: 985-414-6003 · Toll Free 1-800-815-9226 · Fax 985-414-6072

www.flowlinecontrols.com



DIMENSIONS
Series 15 Gear Operators
Sizes 15-00204 to 15-00224
and
Sizes 15-00230 to 15-00248

Sizes 15-00230 to 15-00248



PART #	A	B	C	D	E	F	G	H	I MOUNTING PATTERN	SHAFT □	Φ
15-00230	5.74	5.51	8.46	8.97	5.74	3.46	2.16	5.66	F16/F25 8-M16	46 mm	15.74
15-00242	6.69	6.37	8.46	9.56	6.69	3.46	2.16	6.77	F16/F25 8-M16	46 mm	17.71
15-00248	7.08	9.29	9.44	11.88	9.84	4.96	2.75	3.96	F25 8-M16	55 mm	17.71

DIMENSIONS: Inches unless otherwise noted

Flow Line Controls, Inc.

P.O. Box 677 · Schriever, LA 70395 · Phone: 985-414-6003 · Toll Free 1-800-815-9226 · Fax 985-414-6072

www.flowlinecontrols.com

Doc. No. FLC1502 © 2009 Flow Line