

FlowLine



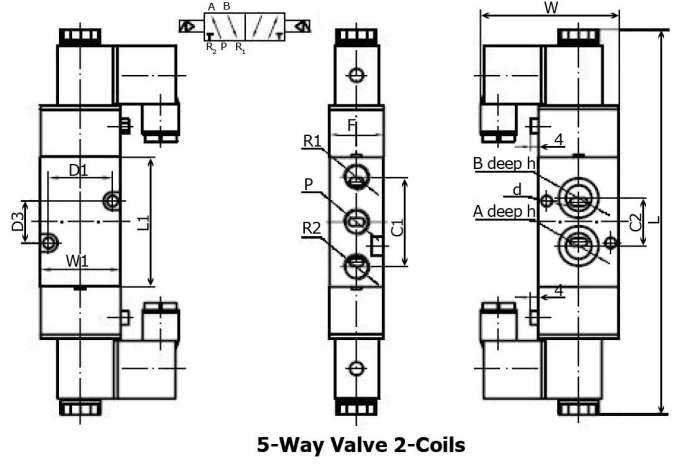
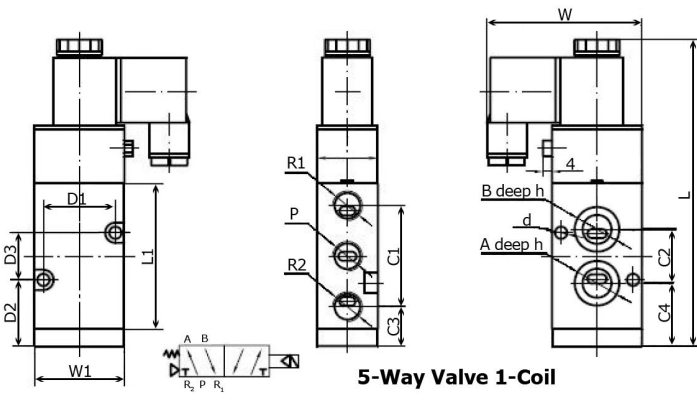
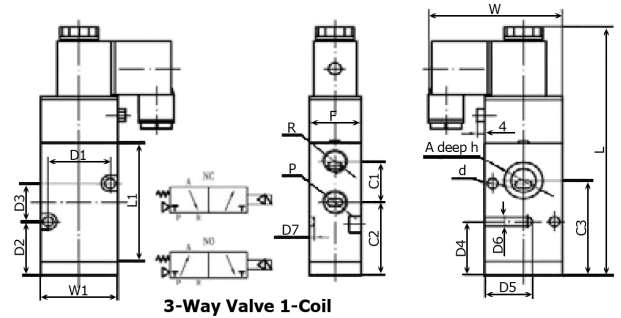
**1/4" Solenoid Valve
Namur Mount**

Series 50

FEATURES

Specifications

Port Connections: 1/4" NPT
Power Consumption: AC: 4.0VA, DC: 2.8W
Duty Cycle: Continuous (100%)
Shortest Excitation Time: 0.05 sec
Coil Voltages: 12 & 24 VDC, 120 & 220 VAC 50/60Hz
Protection Class: NEMA 4, 4X, NEMA 7 & 9
Coil Insulation: Class F standard, Class H optional
Operating Speed: 5 cycles per second
Ambient Temperature Range: 40F~122F, -40F optional
Coil Connections: Cable Gland, 1/2" Conduit/Potted leads, Din connector with potted leads
Valve Design: Pilot operated hi-flow spool, Cv 1.40
Media: Lubricated or non-lubricated air
Operating Pressure Range: 22psi and 120psi
Materials: Body: Hard Anodized Aluminum, Polyester coated.
 Spool & Piston: Aluminum, Spring: Stainless Steel, Seals: Buna N,
 Screws: Stainless Steel



Dimensions

Valve	D2	D3	D4	D5	D6	d	L	L1	W	W1	F
3-Way-1-Coil	28	24	28	24.5	5	5.5	136.5	65	69	40	27
5-Way-1-Coil	28	24	N/A	N/A	N/A	5.5	136.5	65	69	40	27
5-Way-2-Coils	24	N/A	N/A	N/A	N/A	5.5	193	65	69	40	27

Valve	P	R1	R2	A	B	h	C1	C2	C3	C4	D1
3-Way-1-Coil	1/4"	1/4"	N/A	19.8	N/A	1.4	22.5	40	52	N/A	32
5-Way-1-Coil	1/4"	1/4"	1/4"	20	20	1.4	45	24	17.5	28	32
5-Way-2-Coils	1/4"	1/4"	1/4"	20	20	1.4	45	24	N/A	N/A	32

Dimensions in MM Reference 10MM=0.393"

* Note: Consult factory for additional options.

Flow Line Valve and Controls, Inc.
 PO Box 677, 110 Main Project Rd • Schriever, LA 70395 • Phone (985) 414-6004 • Fax (985) 414-6072
www.flowlinevalves.com

How to Order

How to Order

Part Numbering System

Style	Porting	Nema	Size and CV	Connection	Voltage	Coil Rating	Coil Connecting
1	2	3	4	5	6	7	8

1 Style	
50	Namur

2 Porting	
3001	3 way single coil
4001	4 way single coil
3002	3 way dual coil
4002	4 way dual coil

3 Nema Rating	
4	Nema 4, 4X
7	Nema 7,9

4 Size and CV	
5	1/8" .78 cv
6	1/4" .89 cv
7	1/4" 1.40 cv
8	1/2" 2.79 cv

5 Connections	
N	Namur
P	Pipe In

6 Voltages	
1	12VDC
2	24VDC
3	24vac
4	36vac
5	120vac
6	220vac
7	380vac

7 Coil Rating	
9	Standard
8	Class F
7	Class H

8 Voltages	
A	Cable Clamp
B	Cable Clamp w/ light
C	1/2" Conduit
D	1/2" Conduit w/ light
E	Potted Cable
F	Potted Cable w/ light
G	Potted Coil N-7

** Note: Consult factory for additional options.*

Flow Line Valve and Controls, Inc.

PO Box 677, 110 Main Project Rd • Schriever, LA 70395 • Phone (985) 414-6004 • Fax (985) 414-6072

www.flowlinevalves.com