




## Series 53 N7 Limit Switch Explosion Proof

### Introduction

Flow Line Controls Series 53 N7 explosion proof, hazardous location limit switch has a heavy duty enclosure and provides valve Open & Close indication with a highly visible 3-D indicator and position feedback switches. The Series 53 N7 limit switch features Namur mount, two 3/4" conduit entries, adjustable 3-D visual indicators and independently adjustable open and close switches. Options include P+F proximity switches and reed type proximity switches.



### Features

**Aluminum Housing:** The Series 53 N7 Series limit switch is Explosion Proof rated Eexd IIB T6 and IP67 (Nema 4, 4X). The rugged cast aluminum housing is polyester coated for corrosion resistance. The cover and visual indicator screws and shaft are stainless steel to provide an additional margin of corrosion resistance. Housings include captive cover screws to permit calibration without potential for losing screws. The housing has two 3/4" conduit entries.

**Visual Position Indication:** The 3-D indicator is highly visible with red & green valve closed & open confirmation. It can be easily adjusted by loosening the retaining screws and rotating the plastic dome.

**Push to Set Switch Cams:** The cams are splined, spring loaded and independently adjustable without the use of tools.

**Switches:** Standard switches are two UL and CSA listed electro-mechanical SPDT contacts. Options include P+F proximity switches and reed type proximity switches.

**Terminations:** The terminal strip are UL and CSA listed and feature two spare terminations to accommodate an optional solenoid valve.

### Specifications

Housing: Die cast aluminum, polyester powder coated

Hardware: Stainless steel

Shaft: stainless steel, Namur dimensions

Wire Entries: Two 3/4" NPT.

Visual indicator: Polycarbonate

Terminal strip: 8-points

Temperature: -30F to 185F (-20C to 85C)

Switches: Two electro-mechanical SPDT

### Flow Line Controls, Inc.


P.O. Box 677 · Schriever, LA 70395 · Phone: 985-414-6003 · Toll Free 1-800-815-9226 · Fax 985-414-6072

[www.flowlinecontrols.com](http://www.flowlinecontrols.com)



## Series 53 N7 Limit Switch Explosion Proof

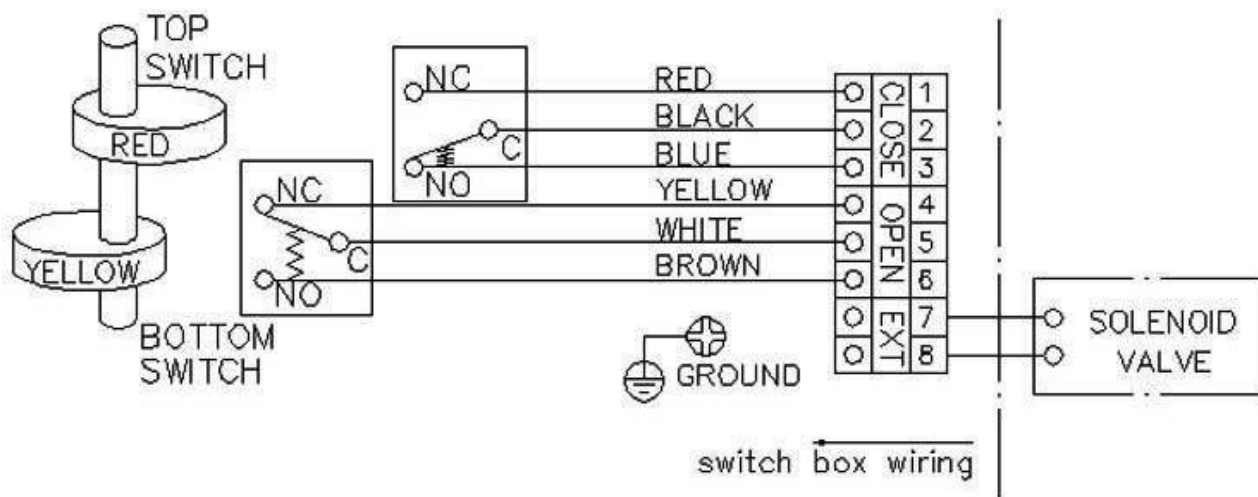
**Part Number**  
53-740D0P0



### Switch Specifications

Standard: Two electro-mechanical SPDT  
 Max voltage: 250 VAC, 250VDC  
 DC: 0.6A 125 VDC, 0.3A 250 VAC  
 AC: 16A, 1/2 HP 125 VAC

### Wiring Diagram (Two SPDT switches)



**Flow Line Controls, Inc.**

P.O. Box 677 · Schriever, LA 70395 · Phone: 985-414-6003 · Toll Free 1-800-815-9226 · Fax 985-414-6072

www.flowlinecontrols.com