



Series 55 Positioner 3-15 psi Pneumatic



Introduction

Flow Line Controls Series 55 Pneumatic Positioners are rugged control devices which stand up to the harshest environments. Precision engineering assures the Series 55 meets the most demanding control applications in the process control industry.

Features

Housing: Rugged aluminum housing with corrosion resistant coating, stainless steel hardware and stainless steel gauges.

Calibration: Precise calibration with simple SPAN and ZERO adjustments. Simple conversion to Direct Acting or Reverse Acting.

Double Globe Valve / Pilot Assembly: The Series 55 valve assembly is capable of moving large amounts of air with short positioning times. Utilization of double globe valves to control the actuator supply air in lieu of traditional spool valves lowers the air consumption by two thirds ensuring efficient and economical operation.

Specifications

Input Signal:	3~15 psi (0.2~1.0 bar)	Hysteresis:	1% maximum
Stroke Range:	60° to 100°	Sensitivity:	± 0.5%
Supply Pressure:	20 to 100 psig	Repeatability:	± 0.5%
Air Consumption:	0.25 scfm	Pneumatic Connections:	1/8 NPT gauge ports 1/4 NPT supply / outlet
Operating Temperature:	-4°F to +158°F	Enclosure Weight:	Approximately 6.5 lbs.
Linearity:	± 1%		

Flow Line Controls, Inc.

P.O. Box 677 · Schriever, LA 70395 · Phone: 985-414-6003 · Toll Free 1-800-815-9226 · Fax 985-414-6072
www.flowlinecontrols.com



Series 55 Positioner 3-15 psi Pneumatic

How to Order

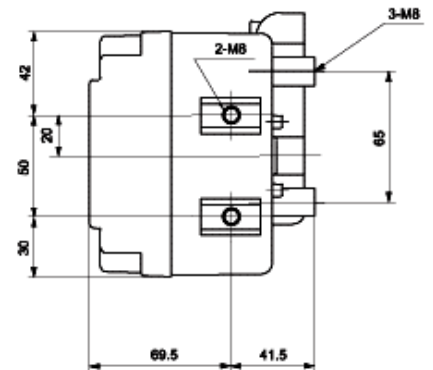
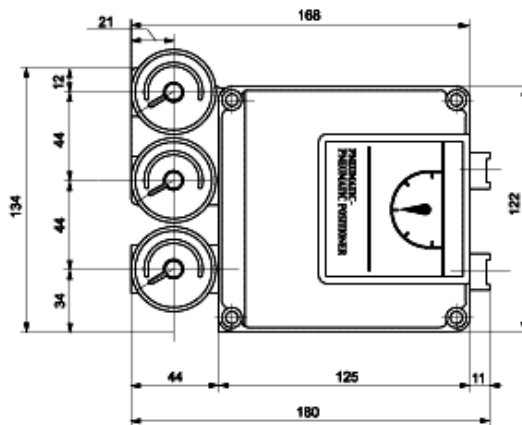
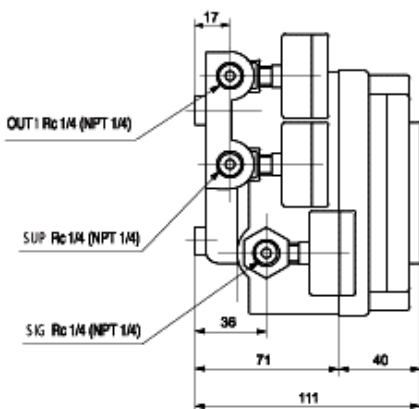
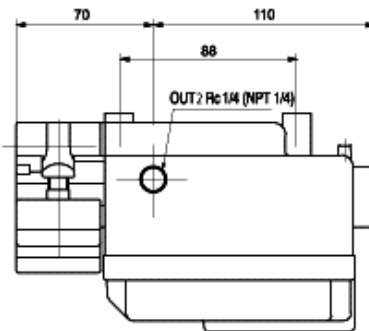
MODEL	GAUGES	FEEDBACK OPTIONS	VISUAL INDICATOR	SPECIAL OPTIONS	
1	2	3	4	5	
1	Rotary, Namur Mount	55-3000-4R4			
2	Stainless steel gauges	2	4	Dome indicator	3
	No gauges	3		Flat indicator	2
3	Two mechanical switches, SPDT	5	5	Special	S
	One proximity switch	6		Standard	1
	Two proximity switches	7			
	4-20 mA position feedback	8			
	None	0			

EXAMPLE: Series 55 Positioner with gauges, 3-15 psi, position feedback, flat indicator and no special options
Part #55-3000-4R42821

IMPORTANT! Order Flow Line Controls Filter Regulator Part #90-1FR0-1400310 to prevent air line contaminants entering the positioner. See Bulletin FLC1805

UNIVERSAL NAMUR MOUNTING BRACKET (for actuators with Namur mounting patterns) Part #55-4000-UNIV00P

Dimensions (mm)



Flow Line Controls, Inc.

P.O. Box 677 · Schriever, LA 70395 · Phone: 985-414-6003 · Toll Free 1-800-815-9226 · Fax 985-414-6072

www.flowlinecontrols.com